

Catapult

“Launching us back where we belong”



What you need to make a catapult:

- 4 regular size rubber bands
- 7 popsicle sticks
- 1 milk container cap or any bottle cap will work
- Pompoms
- Tacky glue

Instructions for making your catapult:


1. Color your popsicle sticks any color you want.




2. Count out 5 popsicle sticks and wrap a rubber band around each end of the sticks.




3. Place one popsicle stick on the top and one on the bottom of the stack you just completed. Add a rubber across the sticks like this. Then go in the other direction to secure the sticks.



4. Next, rubber band one end of the popsicle sticks that you just added.



5. Pick the side you want on top and glue the bottle cap to the catapult.



6. Place a pompom in the bottle cap and launch by pushing down on the bottle cap and letting go!

